


A Visual Guide for Dried Blood Spot (DBS) Collection – 2DBS

Preparing your DBS Kit

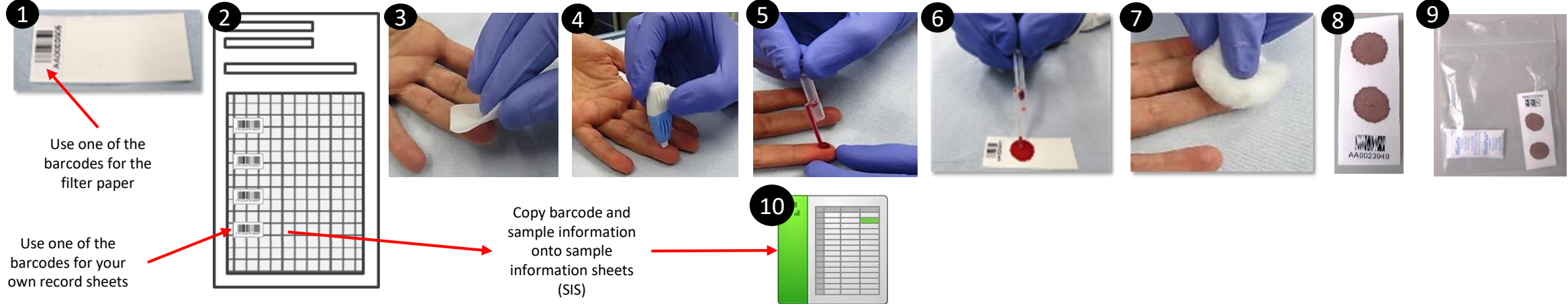


How to Collect Blood Spots

Carefully remove the contents from the bag and place it on a clean surface. Please let us know if you require a reusable tray to use as a clean surface. Save the bag for later in the protocol.

1. Stick one barcode to the paper card as in picture 1 (1 paper card per patient).
2. Stick a second barcode on the sample information sheet (your own template). Fill out the required patient sample details on your records sheets.
3. Sterilise the patient's fingertip using the alcohol swab.
4. Prick the fingertip using the lancet (see picture 4).
5. Carefully collect the blood drops into the pipette, avoiding air bubbles as much as possible (see troubleshooting tips).
6. Squeeze the pipette bulb and slowly release the blood drops onto the paper to make a spot. Make sure that each drop spreads well before the next one. Collect TWO blood spots from each patient, two on the one paper card.
7. Press the cotton ball on the prick wound to arrest the bleeding.
8. Dry the blood spots.
9. Place the dried blood spots and desiccant sachet into the sealable plastic bag (picture 9).
10. Copy barcode and sample information for the collection onto the sample information sheets (SIS)


Picture Guide for Blood Spot Collection



Trouble Shooting Tips

Place barcode stickers along the shorter edge

Barcode stickers should be placed across the shorter, left edge of the paper card




Avoid air bubbles when collecting blood with the pipette



Pipette filled correctly

Pipette filled incorrectly

Dried blood spots should be the same size and volume



Good, consistent blood spots

Spots of different size or shape are not ideal


When you are ready, contact
Email: samples@malariagen.net
to submit the electronic sample information sheets and to arrange shipment



Make sure you submit the following for each patient



Sealed bag from each person containing 2 dried blood spots on a single card, and 1 desiccant sachet each



Paper Copy of the sample manifest